

생활 맞춤 솔루션

**wells**  
Singapore

# Wells Tornado

All Around Space Purifier

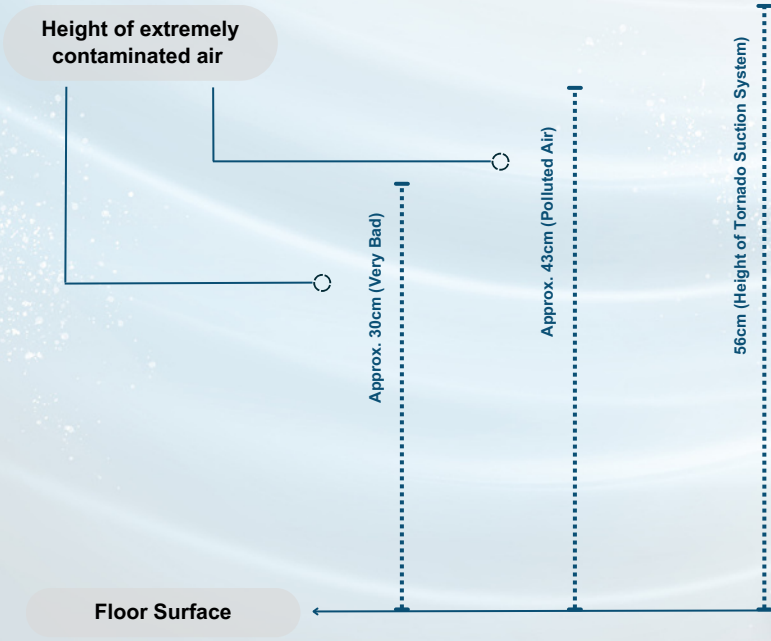


# Tornado Suction System

Wells' unique patented technology creates powerful suction to clean a large amount of contaminated air at once.




**Double Cone Structure**  
Generates powerful rotating air flow for 18% faster intake on harmful substances




# 17° Slope Ventilation

Faster and wider air purification with the optimum, 17-degree slope ventilation technology. Enjoy air purification with no blind spots.



30% improvement in purification speed

Perfect circulation and purification solution



It creates clean indoor spaces quickly



It creates optimum air purification efficiency



Prevents the intake of surrounding contaminated air

# Convenient and Visible Display

Easily monitor air quality, adjust speed, and manage silent mode settings.

10 minute quick purification with *speed* mode when there is heavy contamination

*Smart* mode that checks the contamination status



*Silent* mode that is quiet yet powerful

## 4 Display Colours of Air Quality



GOOD



NORMAL



BAD



VERY BAD


## Moving Wheels

Convenient Installation and effortless indoor mobility.



# 7- Step Filter System

99.999% complete removal of ultra fine dust (0.01µm) with strengthened hygiene through the integration of pure copper (Cu) filter.



## Removes Contaminants



Odour



Sick House




Smog



Atopy



Dust



Fine & Ultra-fine Dust

Pre Filter

Ultra-fine Filter

All Care (Cu) Filter

Step 1

Large dust particle removal

Step 2

Ultra-fine dust removal

Step 3

Odour Removal

Step 4

Sick house syndrome causatives removal

Step 5

Smog causing substance removal

Step 6

Atopy causing substance removal


Step 7

Fine dust & ultra-fine dust removal

# Product Specification

White

AN730CWA  
(107.8m<sup>2</sup>)



AN522CWA  
(79.3m<sup>2</sup>)

## Basic Specifications

Product	Wells Air Purifier Tornado
Model	AN730CWA / AN522CWA
Clean Area	107.8m <sup>2</sup> / 79.3m <sup>2</sup>
Installation	Stand type
Size (WxDxH)	379mm × 379mm × 900mm / 374mm × 374mm × 750mm
Weight	11kg / 9.3kg

## Performance and Additional Functions

Filter	Pre Filter → Smart Custom Filter → All-Care Filter
Sensor	Laser Dust / Odour / Lighting
Dust Concentration Display	PM1.0 / PM 2.5 / PM10
Clean Status Light	4 Levels (Good → Very Bad), 4 colours
Airflow Mode	4 Levels
Operation Mode	Smart / Quiet / Turbo
Schedule Function	1H - 12H (Hourly)

## Energy Usage

Power Consumption	43W / 34W
Energy Efficiency	1st Grade